

DF005SA THRU DF10SA

MINIATURE GLASS PASSIVATED SINGLE-PHASE SURFACE MOUNT BRIDGE RECTIFIERS

Reverse Voltage – 50 to 1000 Volts

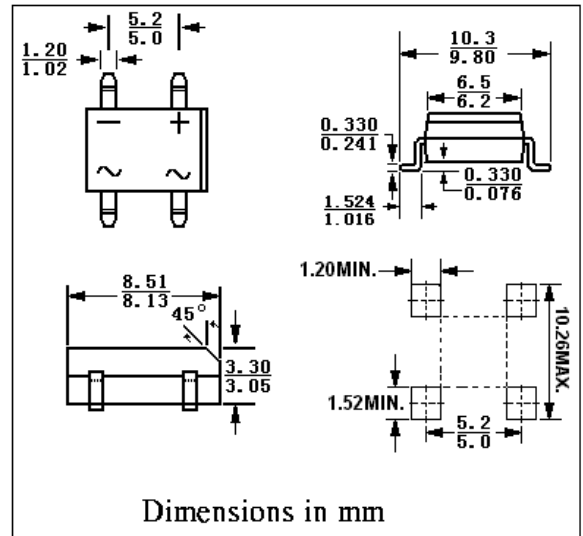
Forward Current – 1.0 Ampere

Features

- Plastic package has Underwriters Laboratory Flammability Classification 94V-0.
- Glass passivated chip junctions.
- High surge overload rating of 30 Amperes peak.
- Ideal for printed circuit boards.
- High temperature soldering guaranteed: 250°C/10 seconds at 5 lbs. (2.3Kg) tension.

Mechanical Data

- Case: Molded plastic body over passivated junctions.
- Terminals: Plated leads solderable per MIL-STD-750, Method 2026.
- Polarity: Polarity symbols marked on body.
- Mounting Position: Any.



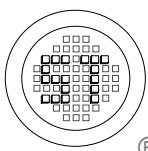
Absolute Maximum Ratings and Characteristics

Ratings at 25°C ambient temperature unless otherwise noted

	Symbols	DF 005SA	DF 01SA	DF 02SA	DF 04SA	DF 06SA	DF 08SA	DF 10SA	Unit
Maximum repetitive peak reverse voltage	V_{RRM}	50	100	200	400	600	800	1000	V
Maximum RMS voltage	V_{RMS}	35	70	140	280	420	560	700	V
Maximum DC blocking voltage	V_{DC}	50	100	200	400	600	800	1000	V
Maximum average forward output rectified current at $T_A = 40^\circ\text{C}^{(2)}$	$I_{F(AV)}$	1							A
Peak forward surge current single half sine-wave superimposed on rated load (JEDEC Method) $T_J = 150^\circ\text{C}$	I_{FSM}	30							A
Maximum instantaneous forward voltage drop per leg at 1A	V_F	1.1							V
Maximum DC reverse current $T_A = 25^\circ\text{C}$ at rated DC blocking voltage per leg $T_A = 125^\circ\text{C}$	I_R	5 500							μA μA
Rating for fusing ($t < 8.3\text{ms}$)	I^2t	4.5							A^2sec
Typical junction capacitance per leg ⁽¹⁾	C_J	25							pF
Typical thermal resistance per leg ⁽²⁾	$R_{\theta JA}$ $R_{\theta JL}$	40 15							$^\circ\text{C/W}$
Operating junction and storage temperature range	T_J, T_S	-50 to +150							$^\circ\text{C}$


Notes: (1). Measured at 1MHz and applied reverse voltage of 4volts

(2). Units mounted on P.C.B with 0.51X 0.51" (13X13mm) copper pads



SEMTECH ELECTRONICS LTD.

(Subsidiary of Semtech International Holdings Limited, a company listed on the Hong Kong Stock Exchange, Stock Code: 724)



ISO/TS 16949 : 2002
Certificate No. 06103



ISO 14001
Certificate No. 7116



ISO 9001 : 2000
Certificate No. 556-199-01-002-1nd

Dated : 11/11/2002

DF005SA THRU DF10SA

FIG.1-DERATING CURVE OUTPUT RECTIFIED CURRENT

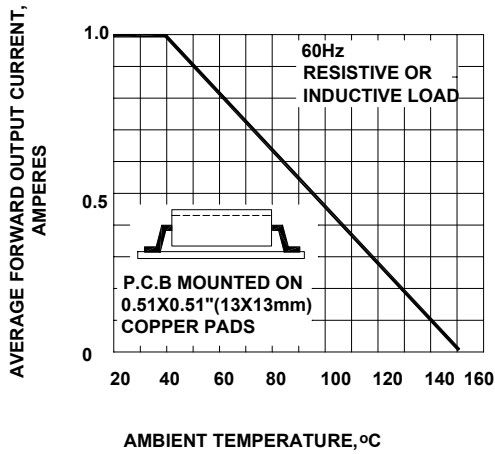


FIG.2-MAXIMUM NON-REPETITIVE PEAK FORWARD SURGE CURRENT PER LEG

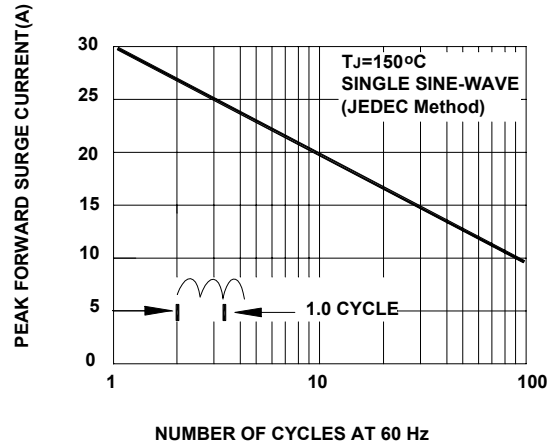


FIG.3-TYPICAL FORWARD CHARACTERISTICS PER LEG

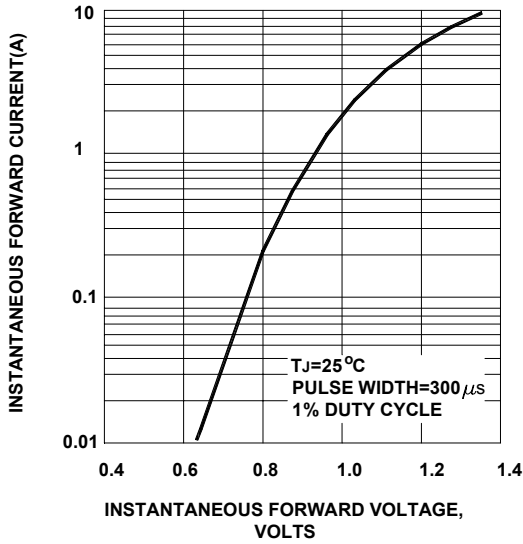


FIG.4-TYPICAL REVERSE LEAKAGE CHARACTERISTICS PER LEG

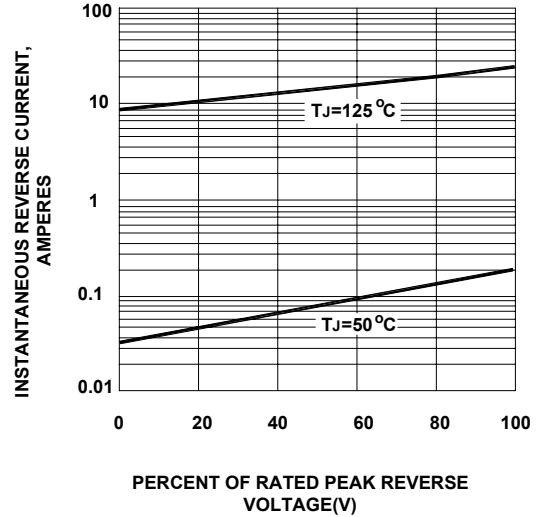


FIG.5-TYPICAL JUNCTION CAPACITANCE PER LEG

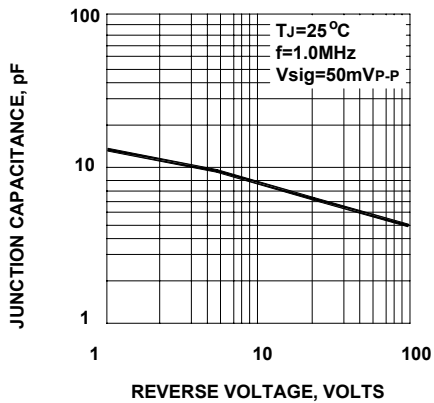
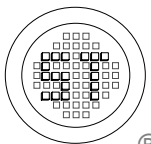
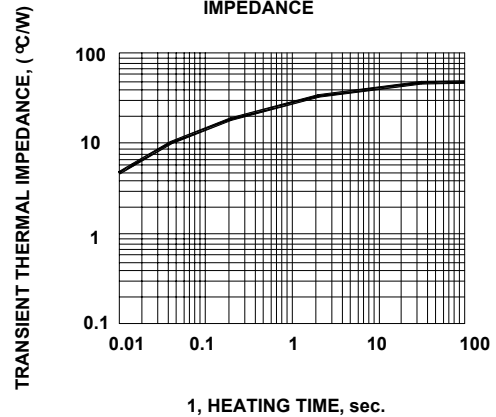



FIG.6-TYPICAL TRANSIENT THERMAL IMPEDANCE



SEMTECH ELECTRONICS LTD.

(Subsidiary of Semtech International Holdings Limited, a company listed on the Hong Kong Stock Exchange, Stock Code: 724)



ISO/TS 16949 : 2002
Certificate No. 06103



ISO 14001
Certificate No. 7116



ISO 9001 : 2000
Certificate No. 056-199-01-002-104