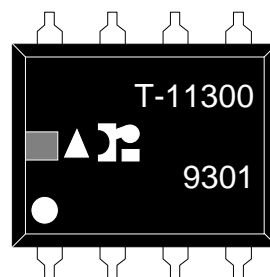
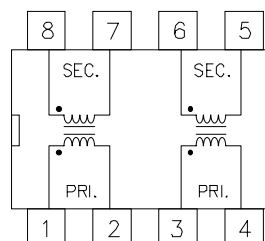


General Purpose Dual Package Transformers



High Isolation 2000 Vrms (T-114XX Series)
Fast Rise Times
Economical: 2 Transformers Per Package
Reduce Printed Circuit Board Space
Auto-Insertable Transfer Molded DIP
Surface Mount Versions (Add Suffix "G" to P/N)

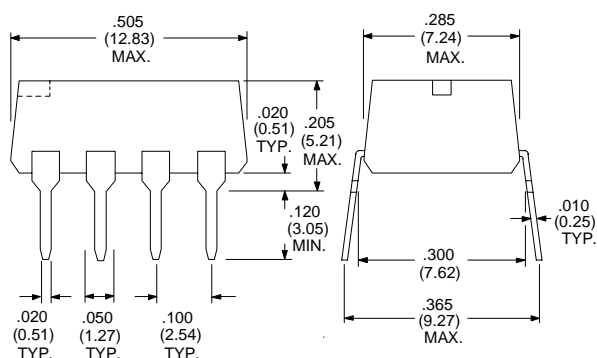
SCHEMATIC



ELECTRICAL SPECIFICATIONS AT 25° C

Isolation (Min.) 500 V _{RMS} Part No.	2000 V _{RMS} Part No.	Turns Ratio (±5%)	OCL (μH) (±20%)	E-T VμS min.	Rise Time (ns max)	Pri./Sec. C _{www} (pF max)	L _L (μH) max.	DCR (Ω) max.
T-11300	T-11400	1:1	30	1.8	3.0	8	.20	.20
T-11301	T-11401	1:1	35	1.8	3.0	8	.20	.20
T-11302	T-11402	1:1	50	2.1	3.0	9	.20	.20
T-11303	T-11403	1:1	75	2.3	3.0	10	.20	.25
T-11304	T-11404	1:1	80	2.3	3.0	10	.20	.25
T-11305	T-11405	1:1	100	2.7	3.5	10	.20	.25
T-11306	T-11406	1:1	150	3.0	3.5	12	.25	.30
T-11307	T-11407	1:1	200	3.5	3.5	15	.25	.40
T-11308	T-11408	1:1	250	3.5	3.5	15	.25	.40

8 Pin DIP Package Dimensions in inches (mm)



8 Pin Gull Wing Package Dimensions in inches (mm)

