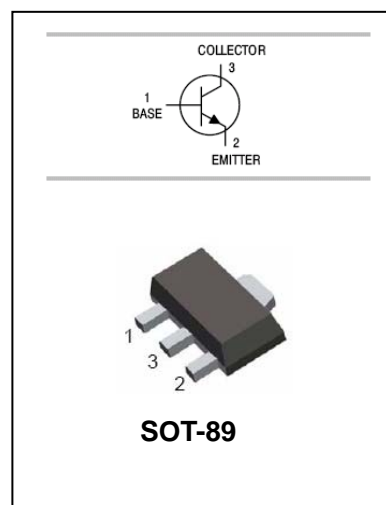


Power Transistor

KTD1898

FEATURES

- High $V_{CEO}, V_{CEO}=80V$.
- High $I_C, I_C=1A(DC)$.
- Good H_{FE} Linearity.
- Low $V_{CE(sat)}$.
- Complement the 2SB1260.



APPLICATIONS

- NPN silicon transistor.

ORDERING INFORMATION

Type No.	Marking	Package Code
KTD1898	DF	SOT-89

MAXIMUM RATING @ $T_a=25^{\circ}C$ unless otherwise specified

Symbol	Parameter	Value	Units
V_{CBO}	Collector-Base Voltage	100	V
V_{CEO}	Collector-Emitter Voltage	80	V
V_{EBO}	Emitter-Base Voltage	5	V
I_C	Collector Current -Continuous	1	A
I_C	Collector Current -pulse	2	A
P_C	Collector Dissipation	0.5 1	W W
T_j, T_{stg}	Junction and Storage Temperature	-55 to +150	$^{\circ}C$

Note1: Mounted on ceramic substrate(250mm²*0.8t)



Power Transistor

KTD1898

ELECTRICAL CHARACTERISTICS @ Ta=25°C unless otherwise specified

Parameter	Symbol	Test conditions	MIN	TYP	MAX	UNIT
Collector-emitter breakdown voltage	$V_{(BR)CEO}$	$I_C=1mA, I_B=0$	80			V
Collector cut-off current	I_{CBO}	$V_{CB}=80V, I_E=0$			1	μA
Emitter cut-off current	I_{EBO}	$V_{EB}=4V, I_C=0$			1	μA
DC current gain	h_{FE}	$V_{CE}=3V, I_C=0.5A$	70		400	
Collector-emitter saturation voltage	$V_{CE(sat)}$	$I_C=500mA, I_B=20mA$			0.4	V
Transition frequency	f_T	$V_{CE}=10V, I_C=50mA, f=100MHz$		100		MHz
Collector output capacitance	C_{ob}	$V_{CB}=10V, I_E=0, f=1MHz$		20		pF

CLASSIFICATION OF $h_{FE(1)}$

Rank	O	Y	R
Range	70-140	120-240	200-400

TYPICAL CHARACTERISTICS @ Ta=25°C unless otherwise specified

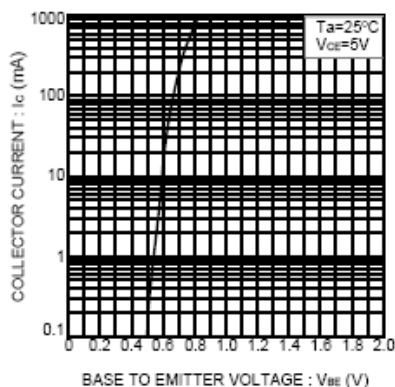


Fig.1 Grounded emitter propagation characteristics

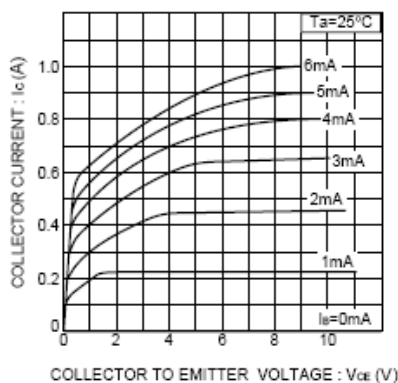


Fig.2 Grounded emitter output characteristics

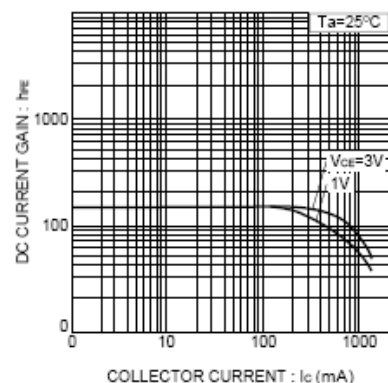


Fig.3 DC current gain vs. collector current

Power Transistor

KTD1898

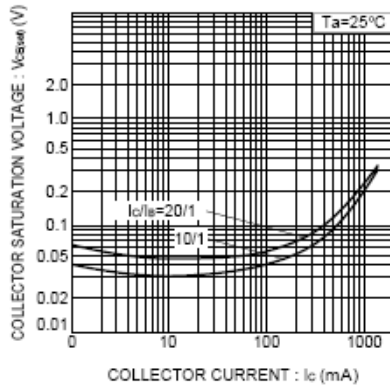


Fig.4 Collector-emitter saturation voltage vs. collector current

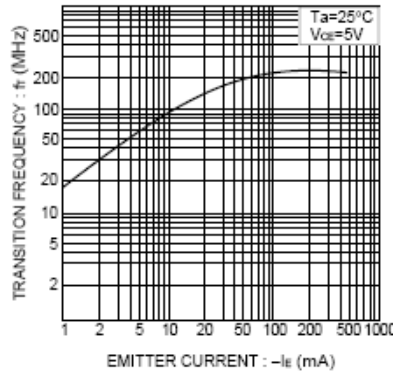


Fig.5 Gain bandwidth product vs. emitter current

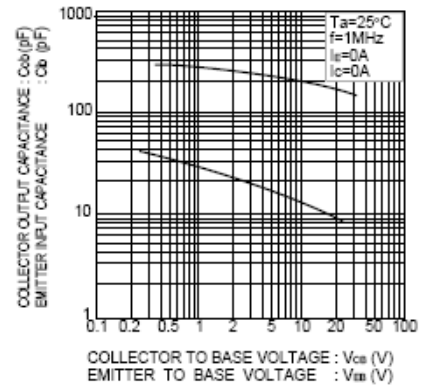


Fig.6 Collector output capacitance vs. collector-base voltage
Emitter input capacitance vs. emitter-base voltage




Fig.8 Safe operating area

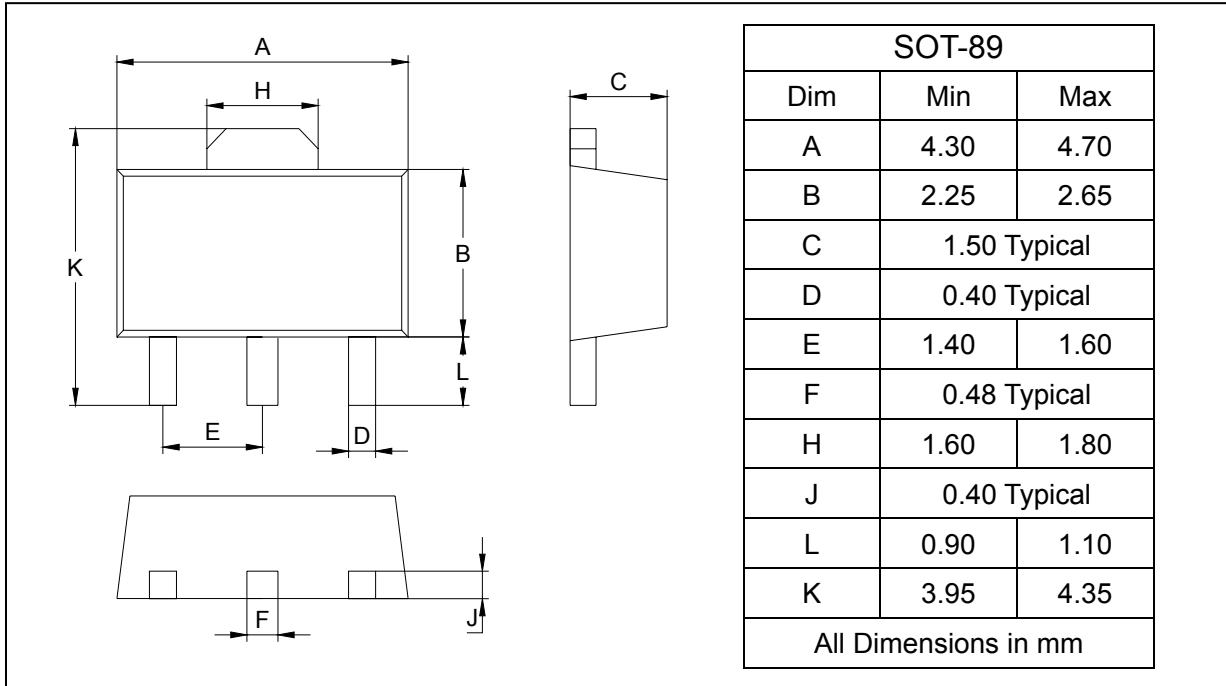
Power Transistor

KTD1898

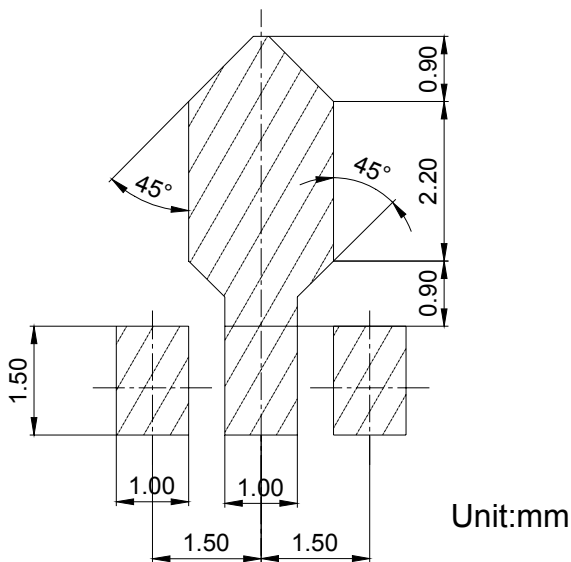
PACKAGE OUTLINE

Plastic surface mounted package

SOT-89



SOLDERING FOOTPRINT



PACKAGE INFORMATION

Device	Package	Shipping
KTD1898	SOT-89	1000/Tape&Reel